







# Think Dots!

How do artists create interesting designs using line?  
Be sure that all of your lines go off the edge of the paper  
and use those attributes, too!

 <p>Draw a design using only zig-zag lines.</p>	 <p>Draw a design using lines that show little movement.</p>
 <p>Draw a design using two – three types of line.</p>	 <p>Draw a design using ALL types of line.</p>
 <p>Draw a design using curved &amp; horizontal lines.</p>	 <p>Draw a design using curved &amp; zig-zag lines.</p>

## Line Attributes

1. **Length** - Lines can be long or short.
2. **Width** - Lines can be thick or thin.
3. **Direction** - Lines can go different directions.
4. **Degree of Angle or Curve** - Remember zig-zag or curved lines can be really curvy or just a little curvy.
5. **Broken** - Lines can be dotted or dashed.
6. **Texture** - lines can be smooth or rough.

## Five Types of Line

**Horizontal, Vertical, Zig-Zag, Curved and Diagonal**